

MobileOffice D430

❖ SOFTWARE



DocAction

Plustek DocAction
Button utility to simplify document scanning. DocAction enables you to specify your personalized scanning configuration settings and scan documents with the click of a button. Scanned documents are automatically sent directly to Printer, Email, Folder or FTP. DocAction also enables you to scan directly to many imaging and document management applications. DocAction saves scanned documents in all common imaging formats including JPEG, TIFF, and PDF.

❖ BUILT-IN OCR



Plustek OCR

Plustek OCR *
Plustek OCR (powered by ABBYY) helps to convert scanned paper documents, photos, and PDF files into editable formats. With Plustek OCR, you can convert paper documents to editable formats, including Microsoft® Word®, and Excel®, edit resulting documents, and reuse their text and other content.

Hardware Requirements

2.0 GHz CPU processor or higher[1]
[1]Windows Recommended: 2.8 GHz Intel® Core™ i5 Processor with 4 CPU Cores or higher
4 GB RAM minimum (Recommended: 8 GB or more)
6 GB of hard-disk space for program installation
Display dimensions of 1024x768 or greater



Specification

Image Sensor	CIS x2
Optical Resolution	600 dpi
Hardware Resolution	600 x 600 dpi
Scan Mode	Color: 48-bit input, 24-bit output Grayscale: 16-bit input, 8-bit output B/W: 1-bit
Scanning Speed	Simplex: 1.8 sec(Grayscale, 200 dpi, A4) Duplex: 2.4 sec (Grayscale, 200 dpi, A4)
Scanning Area(W x L)	Max : 216 x 1270 mm (8.5" x 50")
Acceptable Paper Sizes (W x L)	Max.: 240 x 1270 mm (9.45" x 50") Min.: 30 x 35 mm (1.18" x 1.38")
Action Button	Scan, Function
Power Supply	AC Power: 24V / 0.75A
Interface	USB 2.0
Net Weight	0.96 kg (2.13 lbs)
Dimensions (W x H x L)	303 x 94 x 60 mm (11.93" x 3.7" x 2.36")
Protocol	TWAIN Compliant
OS	Windows XP/Vista/ 7 / 8 / 10 / 11 Linux*[2]

Software



[1]ABBYY™ FineReader™ © ABBYY. OCR by ABBYY. ABBYY and FineReader are trademarks of ABBYY Software, Ltd. which may be registered in some jurisdictions.
Any other products or company names appearing in this document are the trademarks or registered trademarks of the respective companies.
[2] Linux compatibility is only available for system integrators. Please contact sales@plustek.com for more info.

MobileOffice D430

plustek

MobileOffice Series



Most Efficiency
Way to Handle Front Desk Documents!

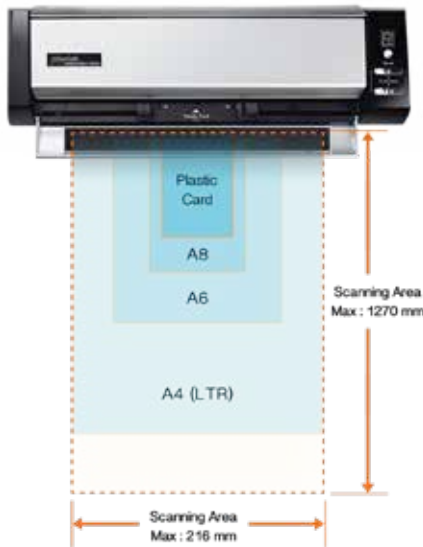


Plustek MobileOffice D430, a portable duplex scanner with hyper fast scanning speed, has perfect design for front desk usage. **MobileOffice D430** offers extremely compact, ergonomic design to minimize the scanner foot print and makes it easy to place the scanner in a narrow or corner spot.

MobileOffice D430 has included software document management and Optical Character Recognition software suite allows you to easily scan and manage your documents. DocAction single touch scanning and industry standard TWAIN drivers ensure compatibility with thousands of scanning and imaging programs including: document management, healthcare ERM, financial, and thousands of other image enabled applications. These features make the **MobileOffice D430** a powerful document management solution to meet any requirement

❖ KEY FEATURES

- **Flexible handling paper system ejects documents from the rear or top of scanner.**
- **The card can be ejected both ways (front and rear) after scanning.**
- **Suitable for credit card, driver’s License, ID card, medical cards, membership cards and immigration cards scanning.**
- **TWAIN /scan driver included.**



Ideal for Card and Variety Documents Scanning

Besides any A4 or legal size documents, MobileOffice D430 is designed for scanning cards up to 1.2mm thick including credit card, driver’s License, ID card, medical cards, membership cards and immigration cards.



Flexible Paper Handling

The unique paper handling system provides a choice of eject options. You can eject documents out of the rear or top of the scanner. Cards are returned to the front of the scanner or ejected to the rear.

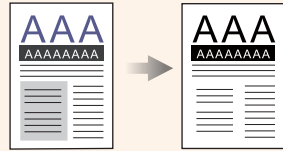


Each Profile Contains All Setting You Need

Through a simple setting, you can make the function buttons to execute the function you wish. Possible functions by various setting include OCR/BCR, resolution, etc. After finishing your favorite setting, to scan in Simplex/Duplex only needs to press the One-Touch Button.

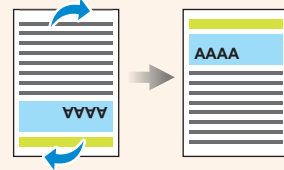
1 Auto Threshold

Automatically threshold the current image into a binary black and white image.




2 Auto Rotate

Automatically rotates document based on the contents of the document.



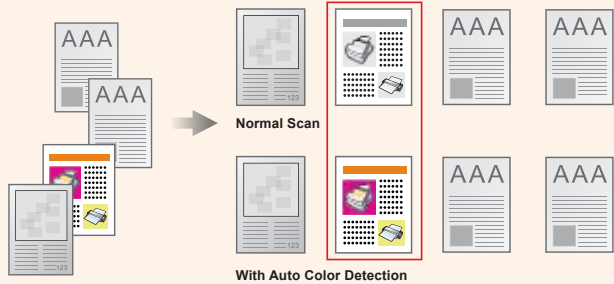
3 Auto Crop & Deskew

Automatically straightens and crops image to the documents actual size.




4 Auto Color Mode

Automatically detects document color and scans document in color, grayscale or black & white mode.



5 Multi-Image Output

Scans and saves documents in 2 or 3 color modes at same time.



Ideal Receptionists Tool for Your Digital Transformation

The MobileOffice D430 is a great solution for scanning patient registration documents and insurance cards. The small footprint and unique paper exit system enable it to be used on crowded registration desks.



Save paper documents as searchable PDFs at the touch of a button and find your information faster.



Optical Character Recognition function that helps to convert scanned books and paper documents into searchable PDF and Microsoft Office file formats.



Automatically straightening an image that has been scanned, to make the scanning job more pleasant and enjoyable.



Provide automatically removal of the outer parts of scanned image, to improve framing without using any extra image editing software.